



Kid's Kaleidoscope

Country of the Month

Italy

Eurasia



DID YOU KNOW...

Finish the motto used by one district in Italy to collect Alabaster funds.


Alabaster – One Coffee_____

How many Euros does a cup of small espresso cost? _____

Challenge: How much would that be where you live? _____

What is Alabaster and why do we receive an Alabaster offering?_____

COLOR THE FLAG



The Italian flag, called the "Tricolore" has three vertical stripes. Green represents hope or the green hills of Italy. White stands for faith or the snow-capped Alps, and red represents charity or the blood spilt during the war for independence.

PASTA BUILDING CHALLENGE


HELPER INSTRUCTIONS BELOW

Italy is known for pasta and Alabaster is known for building buildings, so let's put the two together in a pasta building challenge.

This activity can be done in small groups or individually. Gather various shapes of pasta and something to hold it together like play dough or moldable clay. Then get creative and start building.

During the challenge you can add certain guidelines, for example:

- Set a time limit
- Create a church, school or hospital and try adding people
- You must use three different types of pasta
- Your building must be 3D or laying on a flat surface



Have fun and let those creative minds get to work. Who knows, maybe one day an Alabaster pasta builder will be building real buildings with Alabaster funds!

Once the buildings are complete "visit" each one and have the builder explain why they created what they did. Then give out awards for most creative, tallest or largest, most detailed, etc. Take pictures of what was built and share with the rest of your church during the Alabaster offering.



Want colorful pasta? Here are simple instructions to color pasta.

Put dry pasta into a large bowl and add vinegar, so pasta is damp.

Add a few drops of food coloring to damp pasta.

Mix until all pasta is covered in color.

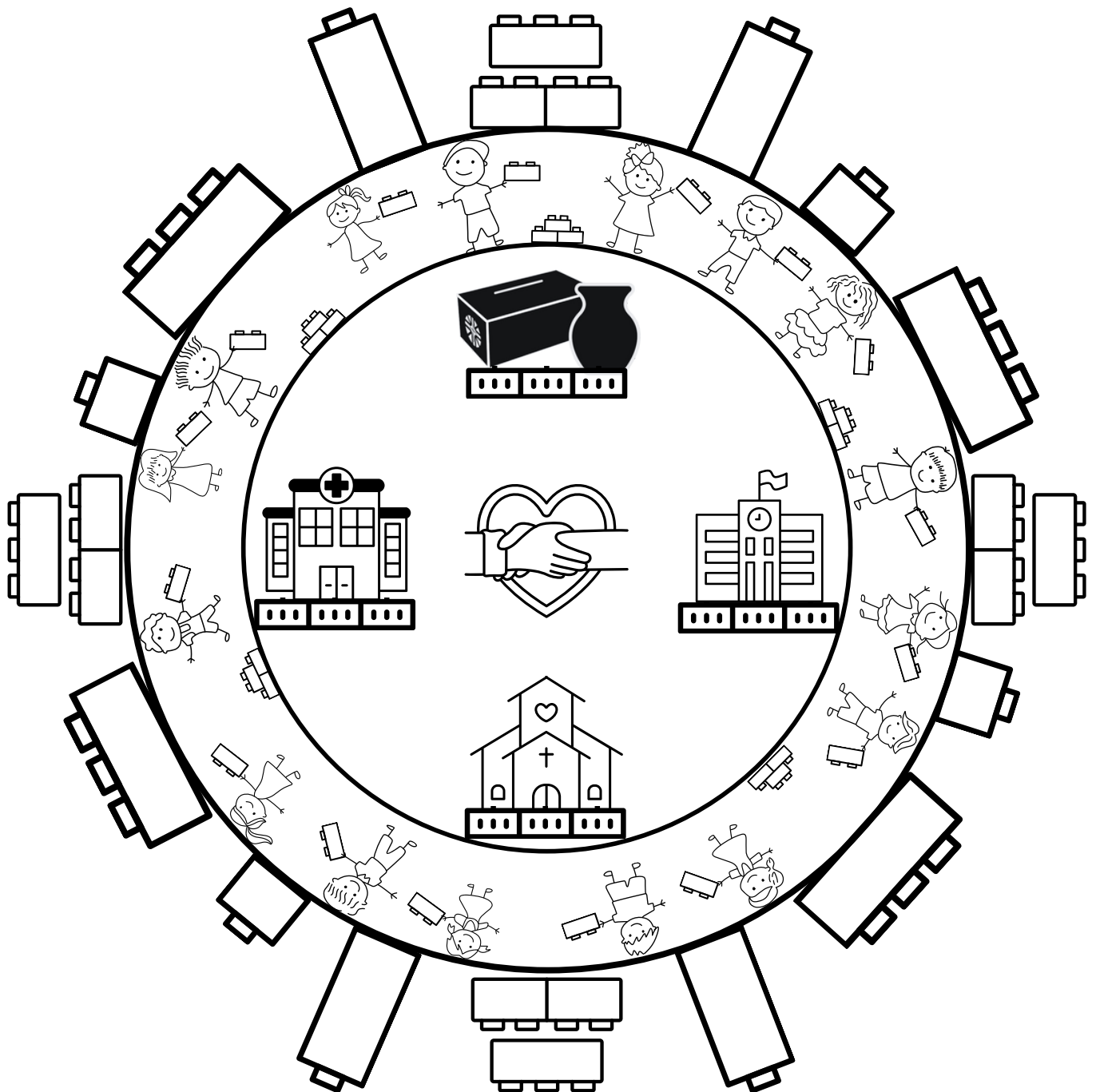
Pour colored pasta onto a flat tray and let dry. When the pasta is dry start building!



KALEIDOSCOPE PAGE

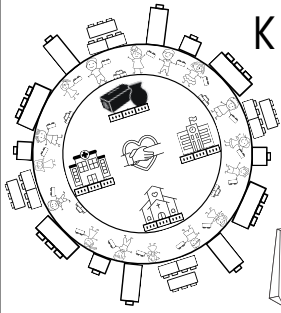
It's a Celebration! Alabaster is 75 years old! That means 75 years of giving, 75 years of building, 75 years of the Church of the Nazarene growing, and more people hearing about Jesus, becoming part of His family, our family! But do you know what Alabaster is? It is laying foundations where people worship, heal, and learn.

What is a foundation? It is a base that things are built upon. What do you need to build? You need money to buy or rent land to build a building on. You need materials to build, like cement, blocks, metal, etc. You need people to dig holes and make the ground level and then to start placing blocks on top of cement. Eventually as more blocks are added it will become a church, a hospital, a school, a home, a place where people can gather to worship, heal, and learn. As you color the kaleidoscope page think about how you can participate in Alabaster and help God's kingdom to grow!



In everything I did, I showed you that by this kind of hard work we must help the weak, remembering the words the Lord Jesus himself said: 'It is more blessed to give than to receive.'

Acts 20: 35 NIV



KIDS KALEIDOSCOPE CRAFT

Alabaster Sticker


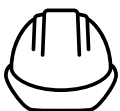


In our story we heard about friends in Italy who participated in an Alabaster box design contest. What a fun way to get involved in Alabaster! This year we are celebrating 75 years of Alabaster giving. Alabaster containers can look very different around the world, the picture above shows you some examples of what they might look like. What does your Alabaster container look like? We thought it might be fun to create a sticker that can be put on any Alabaster container. In the space below create your Alabaster sticker design, there are some symbols below that you can color, cut and paste on the sticker outline or you can create your own design. Remember, Alabaster is laying foundations where people worship, heal, and learn.

When you have completed your best design, please send a picture of it to: nmicentral@nazarene.org
(Please note that in sending in your picture, you are agreeing to have your design shared publicly)

Supplies

- some practice paper
- pencil and eraser
- crayons
- colored pencils
- paint
- scissors
- glue stick or glue



JUST FOR FUN: Listen to the song What a Wonderful Name in Italian while you make your sticker. Try learning one phrase to sing along like: Che magnifico nome. Next time you sing this song in your church you can sing part of it in Italian.

<https://youtu.be/20gSpu9mFhg?si=ph1BK53pTJsmgWB>