



CRISIS CARE KITS & SCHOOL PAL-PAKS



A WORD OF THANKS



Every year, disasters like hurricanes, earthquakes, conflicts, and floods leave people facing both immediate and long-term needs. Local churches in these communities are positioned to walk alongside individuals and families with the hope of Christ while they recover, a walk that often begins with a **Crisis Care Kit**. The support a kit provides is a tangible reminder that even during the worst of times, God’s love is near.

Similarly, when a **School Pal-Pak** reaches a student, it offers more than just basic supplies—it brings encouragement and a pathway to academic growth. For many children, access to these essentials can be a barrier to education, but through this simple gift, they are valued and supported.

Each Crisis Care Kit and School Pal-Pak is a means of sharing hope, compassion, and the love of Christ with those in need. This guide is designed to assist you in the process of creating these gifts of care.

Thank you for being a part of this work, for your commitment to serving others, and for showing God’s love in action.

In Christ,

*Nazarene Missions International,
Nazarene Compassionate Ministries*



NAZARENE
COMPASSIONATE
MINISTRIES

TABLE OF CONTENTS

Crisis Care Kit Instructions.....	3
School Pal-Pak Instructions.....	6
Frequently Asked Questions.....	9
Blessing Prayer.....	11



CRISIS CARE KIT PACKING

Once kits are assembled, follow these directions for packing.



- 1. Obtain banana boxes from your local grocery store.**
 - *Please ship kits solely in banana boxes, as they provide uniformity, eliminating wasted space in shipping.*
- 2. Cut the heavy brown paper** (usually found in the banana box) in half and place it inside the bottom of the box. Tape the other half over the hole in the lid. (Plain cardboard may also be utilized.)
- 3. Fill each box with exactly six kits.**
 - *Please do not insert money or literature (including anything with the church's name on it, notes, etc.) in the kits or banana boxes.*
- 4. Using strong packing tape, cover all holes in the top and the bottom of the box.**
 - *Please leave box handles open; this makes kits easier to load and unload.*
 - *Please do not tape the box shut.*
- 5. Address the box.**
 - *Please put the name and address of the church (or individual donor) on the box in the "From" section and the address of the warehouse in the "To" section.*
 - *Please do not wrap banana boxes in brown paper or contact paper or put filled banana boxes inside another box.*
- 6. Send the boxes to the appropriate warehouse** (see next page, dependent on the method of shipping or originating location).



*"Each of you should use whatever gift you have received to serve others, as faithful stewards of God's grace in its various forms."
1 Peter 4:10, NIV*

CRISIS CARE KIT SHIPPING

Complete your Crisis Care Kit!

1. **SHIP** to one of three warehouses for distribution
2. **DONATE** to cover the cost of global use

SHIPPING OPTIONS

For shipping via the USPS to Fawn Grove:

Nazarene Relief Shipments
P.O. Box 117
Fawn Grove, PA
17321-0117

For shipping other than the USPS to Fawn Grove:

Nazarene Relief Shipments
Fawn Grove
Compassion Center, Inc
5300 Fawn Grove Road
Pylesville, MD 21132

For the following states—AZ, CO, ID, MT, NM, OR, UT, WA, and WY:

Nazarene Relief Shipments
Hands of Hope
1201 South Powerline Rd.
Nampa, ID 83686

For shipping via any carrier to Sacramento:

Nazarene Relief Shipments
Compassionate Ministry Center, Inc.
8115 Elder Creek Road,
Suite A
Sacramento, CA 95824

DONATION

Please send a check—made payable to **Global Treasury Services, Church of the Nazarene**—in the amount of **\$16.00 per banana box** (for storage and shipping costs during the distribution process).

Include the **name and address of your church** with the check. Ten Percent Credit will be allowed for the \$16.00 shipping donation only. Please do not put money in the kits or boxes.

Mark the check:

“Crisis Care Kit Shipments 140002”

and mail to:

Church of the Nazarene
17001 Prairie Star Parkway
Lenexa, KS 66220-7900
Attn: Donor Services

Thank You!



SCHOOL PAL-PAK ASSEMBLY



SCHOOL PAL-PAKS

PAK ITEMS

- **2 composition notebooks**, no larger than 9¾" x 7½"
 - *No spiral-bound notebooks will be accepted.*
- **1 package of 10-12 No.2 pencils**
- **1 package of 10-12 black pens**
- **2 pink erasers**, 2"-3" long
- **2 rulers**, 6" or 12", with metric measurements
- **1 package of 12-15 colored pencils**
- **1 pair of blunt-nose scissors**
- **1 hand-held pencil sharpener**

START HERE!

Gather only **NEW** items to create paks.

Pack one set of pak items into a **clear, 1-gallon, zip-close plastic bag** and seal.

Set the paks in **groups of ten** to determine the number of boxes needed.

Adherence to these directions is required. Kits that do not conform cannot be used due to customs requirements.

Did you know?

These contents will give each student a notebook, 5-6 pencils, 5-6 pens, an eraser, and a ruler. Two students will share the colored pencils, scissors, and sharpener.



SCHOOL PAL-PAK PACKING

Once paks are assembled, follow these directions for packing.



1. Obtain 12" x 12" x 12" boxes from an office supply store.
2. Fill each box with exactly ten paks.
 - Please do not insert money or literature (including anything with the church's name on it, notes, etc.) in the paks or boxes.
3. Using strong packing tape, tape the box securely shut.
4. Address the box.
 - Please put the name and address of the church (or individual donor) on the box in the "From" section and the address of the warehouse in the "To" section.
 - Do not wrap boxes in brown paper or contact paper or put filled boxes inside another box.
5. Send the boxes to the appropriate warehouse (see next page, dependent on the method of shipping or originating location).



*"Therefore, as God's chosen people, holy and dearly loved, clothe yourselves with compassion, kindness, humility, gentleness and patience."
Colossians 3:12, NIV*

SCHOOL PAL-PAK SHIPPING

Complete your School Pal-Pak!

1. **SHIP** to one of two warehouses for distribution
2. **DONATE** to cover the cost of global use

SHIPPING OPTIONS

For shipping via the USPS to Fawn Grove:

Nazarene Relief Shipments
P.O. Box 117
Fawn Grove, PA
17321-0117

For shipping other than the USPS to Fawn Grove:

Nazarene Relief Shipments
Fawn Grove
Compassion Center, Inc
5300 Fawn Grove Road
Pylesville, MD 21132

For shipping via any carrier to Sacramento:

Nazarene Relief Shipments
Compassionate Ministry Center, Inc.
8115 Elder Creek Road,
Suite A
Sacramento, CA 95824

DONATION

Please send a check—made payable to **Global Treasury Services, Church of the Nazarene**—in the amount of **\$12.00 per box** (for storage and shipping costs during the distribution process).

Include the **name and address of your church** with the check. Ten Percent Credit will be allowed for the \$12.00 shipping donation only. Please do not put money in the paks or boxes.

Mark the check:

“School Pal-Paks Shipments 140003”

and mail to:

Church of the Nazarene
17001 Prairie Star Parkway
Lenexa, KS 66220-7900
Attn: Donor Services

Thank You!



FREQUENTLY ASKED QUESTIONS

Below are common questions you might face when preparing Crisis Care Kits or School Pal-Paks.

- **Where do our Crisis Care Kits or School Pal-Paks go?**

In 2023, 45,978 Crisis Care Kits were sent in response to disasters and crises in Cuba, Ukraine, Hawaii, Venezuela, areas in Eurasia, and other countries, totaling almost one million US dollars' worth of hygiene products sent overseas to people in need. In addition, thousands of kits are distributed each year in the United States.

In 2023, 9,240 School Pal-Paks were sent to support students in the United States, Venezuela, Ukraine, and other areas, ensuring children have essential supplies needed to succeed in school.

- **Can we keep Crisis Care Kits or School Pal-Paks at our church to support local response?**

Yes. You are welcome to use kits and paks to support people in need in your community. Consider sharing kits and paks with ministries that impact those living without homes, low income schools, food banks, or other emergency response organizations.

- **Can I deviate from the assembly, packing, or shipping instructions?**

No. Due to customs requirements, if paks or kits aren't created following these exact directions, they are unable to be used. Please follow the directions for creating, packing, and shipping carefully.

- **We can't pack kits or paks, but still want to support this ministry. How can we help?**

Churches or individuals can send donations of any amount to the address listed under the shipping instructions on pages 5 and 8 of this document. Your gift will help ensure that kits and paks packed by others are always ready to be shipped anywhere that need arises.



FREQUENTLY ASKED QUESTIONS *(continued)*

- **Why are we now including sanitary pads in Crisis Care Kits?**

In many parts of the world, access to feminine hygiene products is limited during or immediately after crises. Including sanitary pads in the kits helps address a critical need, supporting women's health and affirming their dignity. By providing these essential items, we ensure that women and girls can face challenging situations with confidence and care.

As Nazarene churches and our partners strive to serve the most vulnerable during emergencies, we are eager to provide help that meets vital needs. Thank you for adjusting your Crisis Care Kit packing ministries to include pads. You are making a difference.

- **What if the kit recipient doesn't need sanitary pads?**

The addition of sanitary pads to the kits allows women to meet their immediate needs, save them for a later time, or share them with a family member or neighbor, further supporting community resilience and care.

- **How can we ensure the sanitary pads will fit?**

Individually wrapped, regular absorbency pads have been tested by our warehouses, and their addition will not require the removal of other items from a kit.

- **How should we prepare pads for inclusion in the kits?**

To ensure hygienic delivery, please only include pads that are individually wrapped by the manufacturer, then insert seven pads into a clear, 1-quart, plastic zip-close bag and seal. Then, place the 1-quart bag into the 2.5-gallon Crisis Care Kit bag along with the other kit items and seal.



KIT AND PAK BLESSING

After your Crisis Care Kits and School Pal-Paks are prepared for shipping, consider gathering with those who donated, prepared, and packed to pray a blessing over the kits, paks, and the people who will receive this outreach of Christ's love.

God, you have called us to live compassionately. Today, we have prepared a labor of love to bless others.

We thank you for each person gathered here and the effort they've poured out as we have packed these boxes. We are grateful for those who donated or helped gather the items contained inside. We thank you for each person who will now play a part in transporting these boxes around the world.

May these gifts and the work of our hands be pleasing in your sight, Lord.

We pray for those who will receive each kit and pal-pak. We pray that the kit or pak that reaches them will be a sign of your infinite and specific love and care, even in the midst of challenging or desperate situations. Where there is hopelessness, may these gifts serve to bring hope. Where there is despair, may these gifts bring comfort.

May each kit and pak remind those in need that they are seen, valued, and prayed for ... even from across the world.

Knit us closer together as a community, and draw us closer to your heart that beats for people in pain or need. Make us a blessing today, and every day.

And now, may our Lord Jesus Christ himself and God our Father, who loved us and by his grace gave us eternal encouragement and good hope, encourage our hearts and strengthen us in every good deed and word.

Amen.





NEED MORE HELP?

Looking for more guidance on packing Crisis Care Kits or School Pal-Paks, or help advertising this ministry in your church?

Visit Nazarene Compassionate Ministries' webpage for kits and paks, where you'll find printable instruction files and images you can use to advertise your kit and pak ministry: ncm.org/kitsandpaks


In addition, your local Nazarene Missions International District President can provide detailed local instructions about district-wide packing or shipping events. Contact your district office for their contact information.



nazarene.org



ncm.org



nazarene.org/nmi